

Scaled data based on original data using
LM-79-08 Approved Method: Electrical and Photometric Measurements of Solid-
State Lighting Products

Test Report Prepared for
Cooper Lighting Solutions
(formerly Eaton)

Brand: STREETWORKS

Report Number: P367921

Luminaire Tested: **PMM-SA3C-727-U-5WQ**

Issue Date: 12/2/2019

Test Information

Test Method: LM-79-08
Report Number: P367921
TEST IS SCALED FROM IESNA LM-79-08 TEST DATA (G2-1910-543-4)
Test Lab: INNOVATION CENTER
Issue Date: 12/2/2019
Manufacturer: COOPER LIGHTING SOLUTIONS (FORMERLY EATON)
Product Line: STREETWORKS
Catalog Number: PMM-SA3C-727-U-5WQ
Description: MESA POST TOP DECORATIVE LUMINAIRE. (3) LIGHTSQUARES WITH 16 LEDS EACH AND TYPE V WIDE OPTICS.
Light Source: -
Ballast/Driver: ELECTRONIC DRIVER

Summary

Lumens per Lamp: N/A
Luminaire Lumens: 16333 lumens
Efficiency: N/A
Efficacy: 98.4 lumens/watt
Luminous Opening: Rectangular (W 1' x L: 1' x H: 0')
IES Classification: Type V - Short
BUG Rating: B4 - U0 - G2

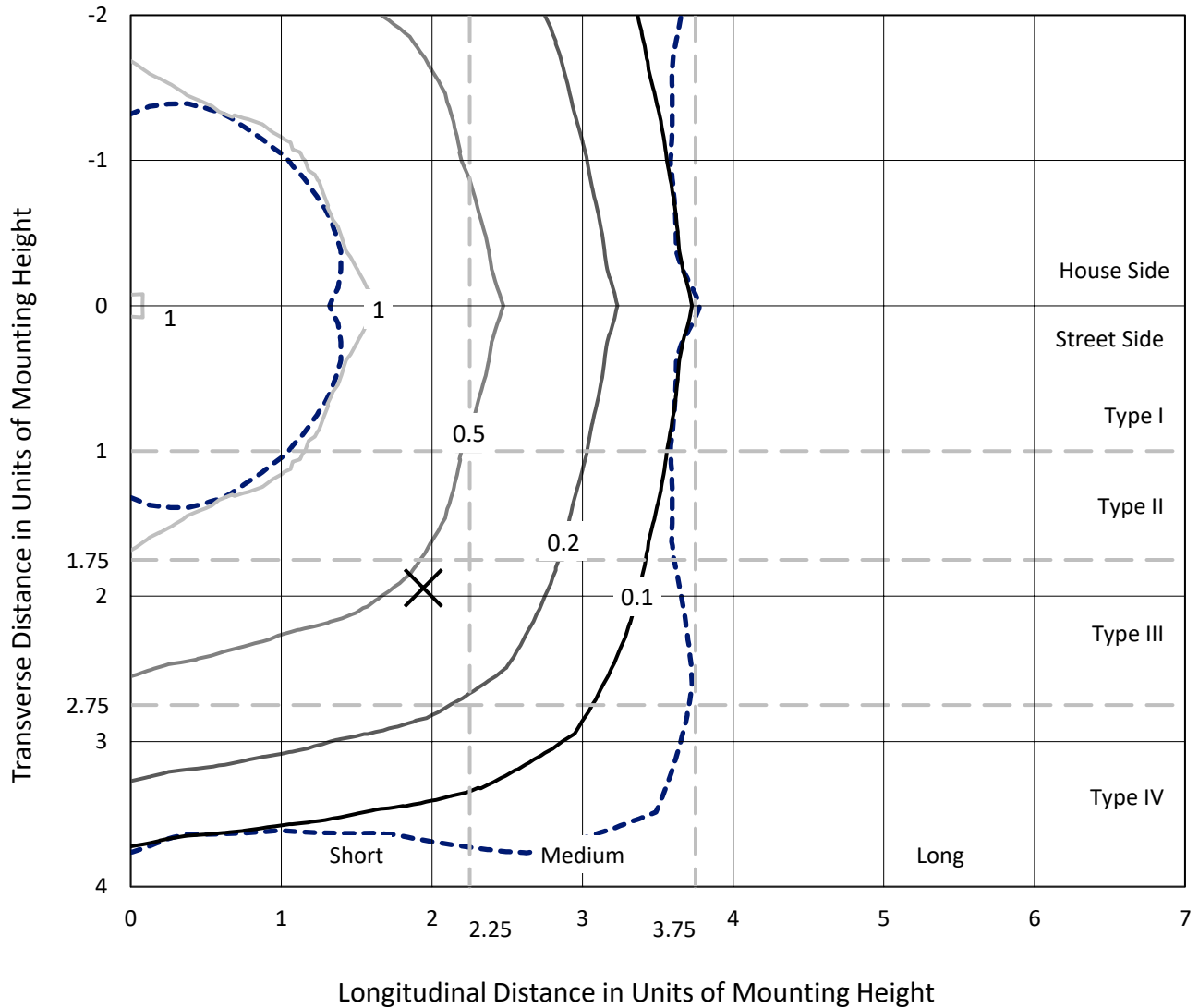
Input Watts (W): 166
Input Voltage (V): NR
Input Current (Ain): NR
Voltage Rise (V): NR
Power Factor: NR
Total Harmonic Distortion (THDi): NR
Frequency (hertz): 60
Stabilization Time: NR
Operation Time: NR
Ambient Temperature (°C): NR
Test Distance: 28.75 FT



REPORT NUMBER: P367921
 CATALOG NUMBER: PMM-SA3C-727-U-5WQ

Iso-Footcandle Lines of Horizontal Illumination

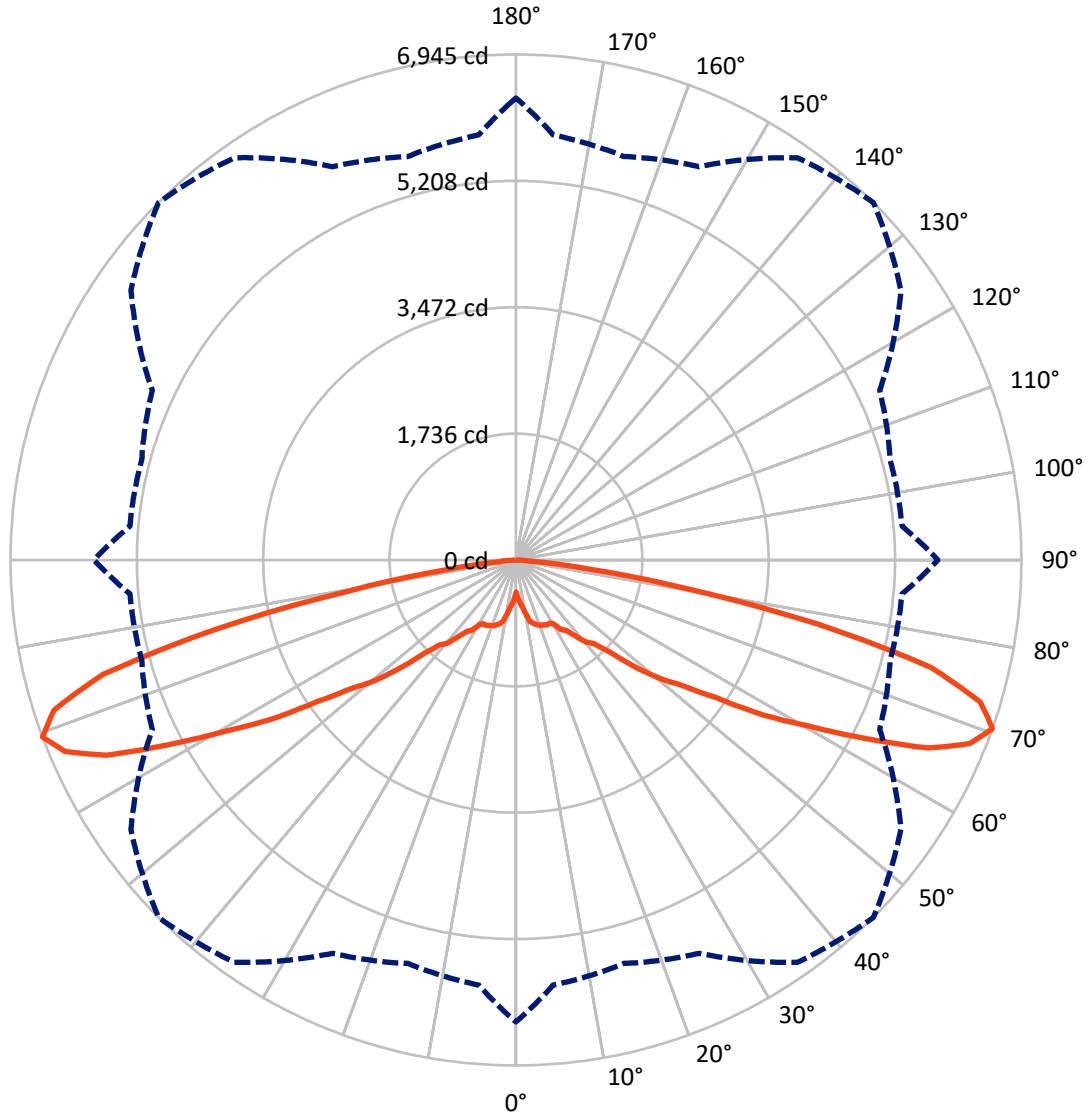
✕ Max cd
 - - - 1/2 Max cd



Based on 25 foot mounting height. Maximum calculated value = 1.4 fc
 Type V - Short - N/A

REPORT NUMBER: P367921
CATALOG NUMBER: PMM-SA3C-727-U-5WQ

Luminous Intensity Polar Plot



— Vertical Plane Through 45-Deg Lateral - - - Horizontal Cone Through 70-Deg Vertical

REPORT NUMBER: P367921
 CATALOG NUMBER: PMM-SA3C-727-U-5WQ

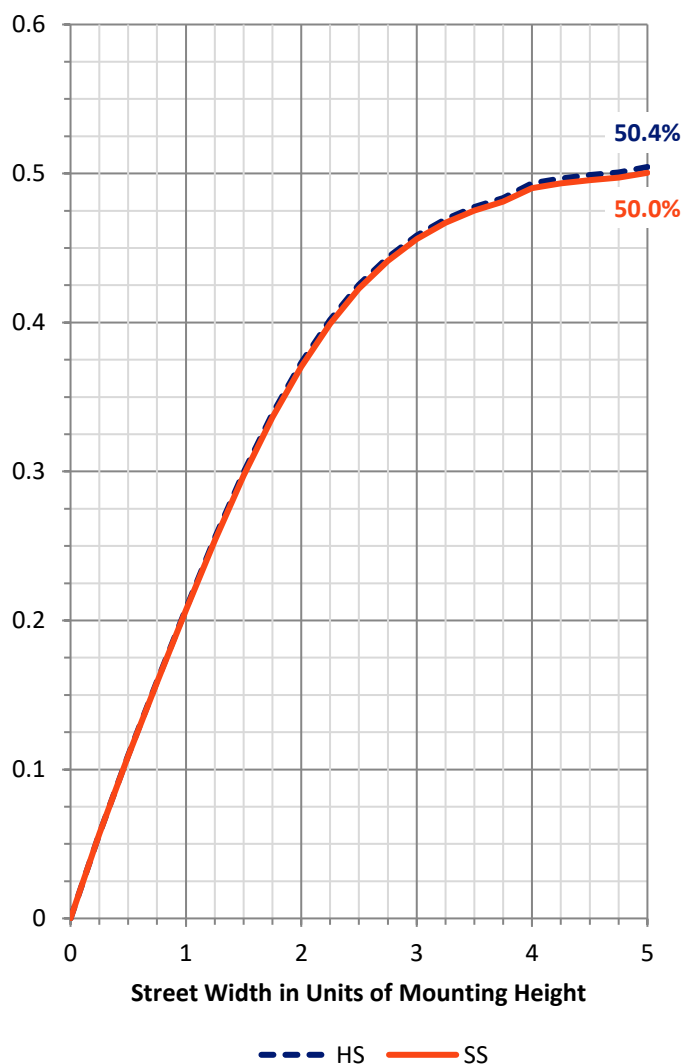
FLUX DISTRIBUTION:

		Downward	Upward	Total
House Side	Lumens	8166.5	0.0	8166.5
	% Fixture	50.0	0.0	50.0
Street Side	Lumens	8166.5	0.0	8166.5
	% Fixture	50.0	0.0	50.0
Total	Lumens	16333.0	0.0	16333.0
	% Fixture	100.0	0.0	100.0

ZONAL LUMENS:

Zone	Lumens	% Fixture
0°-10°	64.2	0.4
10°-20°	257.1	1.6
20°-30°	486.1	3.0
30°-40°	846.7	5.2
40°-50°	1618.6	9.9
50°-60°	3138.6	19.2
60°-70°	5495.8	33.6
70°-80°	4130.4	25.3
80°-90°	295.5	1.8
90°-100°	0.0	0.0
100°-110°	0.0	0.0
110°-120°	0.0	0.0
120°-130°	0.0	0.0
130°-140°	0.0	0.0
140°-150°	0.0	0.0
150°-160°	0.0	0.0
160°-170°	0.0	0.0
170°-180°	0.0	0.0
0°-90°	16333.0	100.0
0°-180°	16333.0	100.0

Coefficient of Utilization

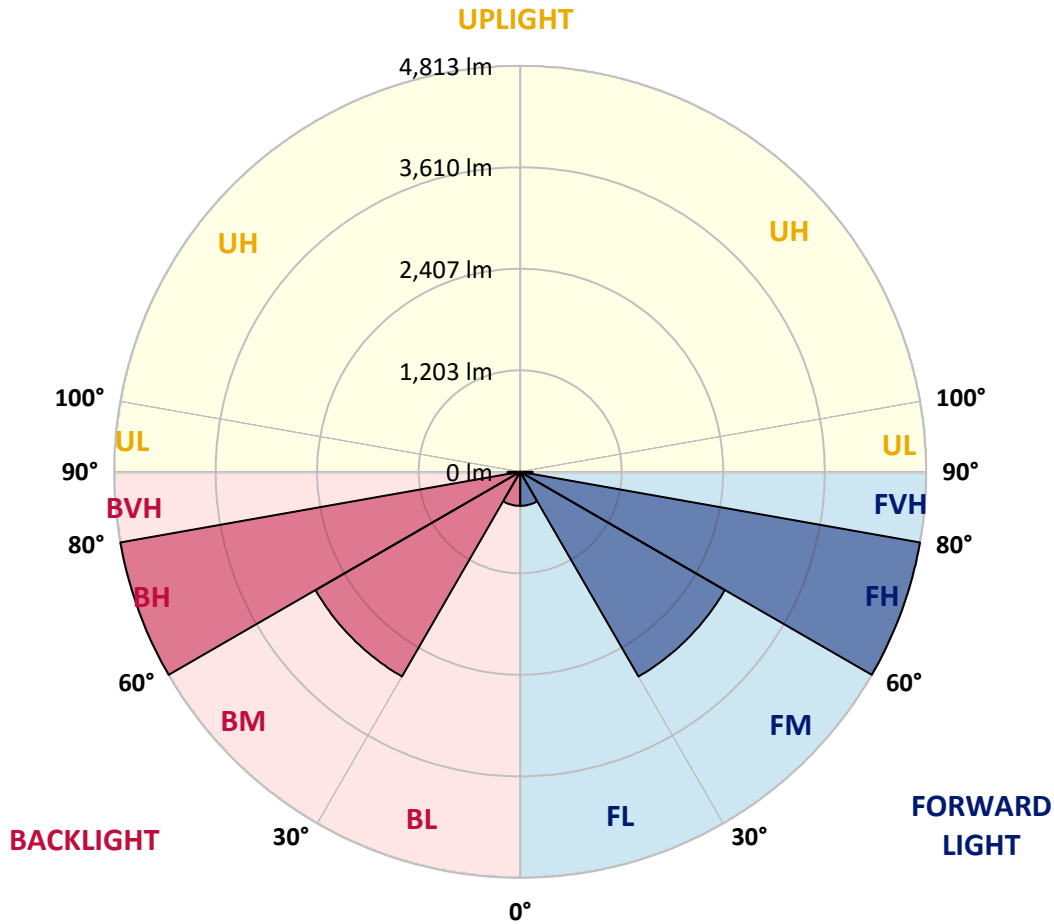


REPORT NUMBER: P367921
 CATALOG NUMBER: PMM-SA3C-727-U-5WQ

LUMINAIRE CLASSIFICATION SYSTEM LUMEN TABLE AND BUG RATING:

Zone	Lumens	% Fixture	Zone Rating/Lumen Limit		
			B	U	G
FL (0°-30°)	403.7	2.5			
FM (30°-60°)	2801.9	17.2			
FH (60°-80°)	4813.1	29.5			G2/5000
FVH (80°-90°)	147.8	0.9			G2/225
BL (0°-30°)	403.7	2.5	B1/500		
BM (30°-60°)	2801.9	17.2	B3/5000		
BH (60°-80°)	4813.1	29.5	B4/5000		G2/5000
BVH (80°-90°)	147.8	0.9			G2/225
UL (90°-100°)	0.0	0.0		U0/0	
UH (100°-180°)	0.0	0.0		U0/0	

BUG Rating: B4-U0-G2
 Type V Short





REPORT NUMBER: P367921

CATALOG NUMBER: PMM-SA3C-727-U-5WQ

CANDELA DISTRIBUTION (FULL):

	0°	5°	15°	25°	35°	45°	55°	65°	75°	85°	90°
0°	441.6	441.6	441.6	441.6	441.6	441.6	441.6	441.6	441.6	441.6	441.6
2.5°	537.3	529.1	503.1	504.4	516.4	517.7	518.9	503.1	499.3	531.6	533.5
5°	682.4	663.4	644.4	636.8	625.4	593.7	628.6	632.4	640.0	664.7	676.1
7.5°	779.4	755.9	729.9	714.1	683.0	657.1	685.6	709.0	724.2	752.1	767.9
10°	797.7	783.8	782.5	754.6	748.9	758.4	756.5	757.2	780.0	780.6	790.1
12.5°	855.4	865.5	845.9	836.4	842.1	865.5	846.5	838.3	844.0	870.0	859.2
15°	930.8	942.8	913.0	897.8	882.6	904.8	885.2	899.7	918.1	937.1	927.6
17.5°	1014.4	1015.1	974.5	918.1	931.4	934.6	927.6	915.6	968.2	1013.8	1009.4
20°	1060.0	1059.4	989.7	913.0	952.3	959.3	953.0	911.8	991.0	1053.7	1051.8
22.5°	1106.9	1093.0	1009.4	947.3	961.8	967.5	953.0	949.2	1009.4	1096.8	1096.2
25°	1132.3	1144.3	1052.4	1013.8	1001.8	988.4	1001.1	1007.5	1065.1	1150.7	1125.9
27.5°	1211.5	1191.8	1065.1	1061.3	1036.0	983.4	1027.1	1058.1	1061.3	1199.4	1224.8
30°	1283.1	1290.7	1122.1	1127.8	1081.6	1015.1	1082.9	1132.3	1141.8	1291.9	1289.4
32.5°	1359.1	1362.3	1223.5	1164.6	1144.9	1142.4	1116.4	1159.5	1234.3	1354.7	1359.7
35°	1474.4	1500.4	1314.1	1234.9	1210.2	1184.9	1207.7	1246.3	1316.0	1496.6	1483.9
37.5°	1738.7	1697.5	1511.2	1347.1	1330.6	1320.5	1338.8	1366.7	1509.3	1701.9	1760.8
40°	1923.0	1903.4	1649.9	1532.7	1428.8	1483.3	1440.2	1547.9	1665.8	1904.7	1942.7
42.5°	2208.8	2121.4	1860.9	1715.8	1608.1	1569.5	1593.6	1734.2	1884.4	2150.5	2225.3
45°	2483.2	2348.2	2125.2	1997.2	1833.7	1793.1	1825.5	1990.8	2164.4	2374.8	2506.6
47.5°	2763.2	2623.8	2378.6	2193.6	2059.9	2180.9	2075.1	2232.2	2405.2	2649.8	2767.0
50°	3054.0	2899.4	2657.4	2455.9	2444.5	2551.6	2424.9	2505.3	2665.6	2919.1	3057.2
52.5°	3388.0	3221.3	2979.3	2843.0	2869.7	2862.7	2837.3	2822.8	2980.5	3229.6	3393.7
55°	3785.2	3605.3	3412.0	3349.3	3422.8	3343.6	3381.0	3375.9	3398.7	3576.8	3768.8
57.5°	4265.5	4062.1	3868.2	3854.3	3948.7	4023.5	3957.0	3861.3	3821.4	3994.3	4214.2
60°	4870.6	4621.0	4408.1	4364.4	4633.7	4633.0	4572.8	4358.7	4343.5	4539.2	4804.1
62.5°	5539.1	5235.0	5002.4	4932.7	5354.7	5402.2	5214.7	4830.7	4909.3	5067.1	5381.3
65°	6106.8	5741.2	5524.5	5505.5	6021.3	6231.0	5816.6	5291.4	5316.7	5447.9	5788.1
67.5°	6476.9	6036.5	5864.1	5956.0	6597.2	6728.4	6343.2	5599.3	5509.3	5563.8	5970.6
70°	6347.0	5862.9	5738.7	5961.7	6746.1	6944.5	6456.6	5513.1	5321.8	5324.3	5797.0
72.5°	5363.0	4902.3	4961.2	5370.6	6393.8	6672.0	5931.9	4979.6	4588.0	4578.5	5007.5
75°	3546.4	3238.4	3471.0	4109.0	5315.4	5884.4	4915.0	3903.1	3412.0	3252.4	3583.7
77.5°	1551.1	1511.8	1707.6	2428.7	3623.7	4240.8	3521.0	2549.7	1855.9	1543.5	1686.1
80°	415.7	406.8	510.7	921.3	1764.0	2335.5	1905.3	1017.0	531.0	386.5	410.0
82.5°	151.4	155.2	189.5	257.9	581.0	983.4	633.0	297.2	200.9	164.7	164.7
85°	65.9	64.0	91.9	103.3	158.4	222.4	181.8	126.1	101.4	76.0	72.9
87.5°	17.7	22.2	31.0	32.3	41.2	33.6	48.2	44.4	38.0	26.6	21.5
90°	0.0	0.0	0.0	0.0	0.0	0.0	0.0	0.0	0.0	0.0	0.0

(END OF REPORT)